

彭同學	回饋建議
書審老師A	圖文搭配合宜，內容詳述非常豐富，建議能再加上如何應用所學做未來規劃就非常完美
書審老師B	建議可以將文字的排版在優化，並可多闡述此課程完成後未來可以應用的發展及整長。
書審老師C	針對執行面的困難，說明調整方式，且具體說明，這樣的歷程是非常棒的

多元選修

帶著英文去旅行

TRAVEL THE WORLD
WITH ENGLISH

學校：國立新竹高商

科系：國際貿易科

作品名稱：Explore Dubai and Australia

姓名：彭同學

指導老師：高珮瑜老師

學期：二年級上學期

P01

百字簡述

P01

濃縮重點與精華

P03

課程記錄

P14

成長紀錄

P16

心得與反思

P18

附錄



貼心小提醒：
可點擊文字前往該頁面

- 多元選修 -

帶著英文去旅行

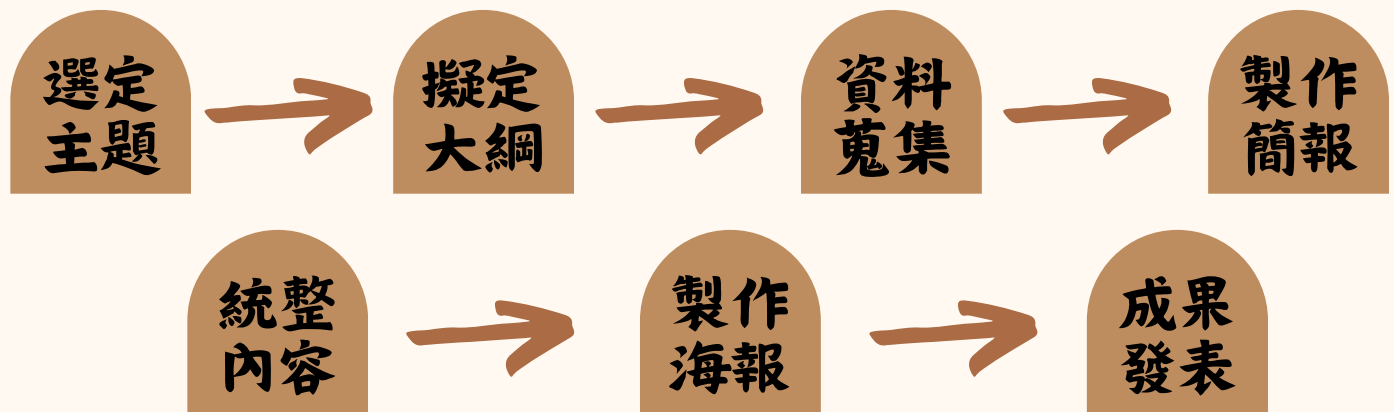


(壹) 百字簡述

我們以澳洲為主軸設計一個旅遊行程，這個選修課讓我成長最多的是**英文表達力**，在簡報上擷取重點並以條列式的方式呈現。上台前，我們模擬報告，並彼此討論、提供建設性意見，最後製作海報進行成果發表。

(貳) 濃縮重點與精華

(一) 製作歷程



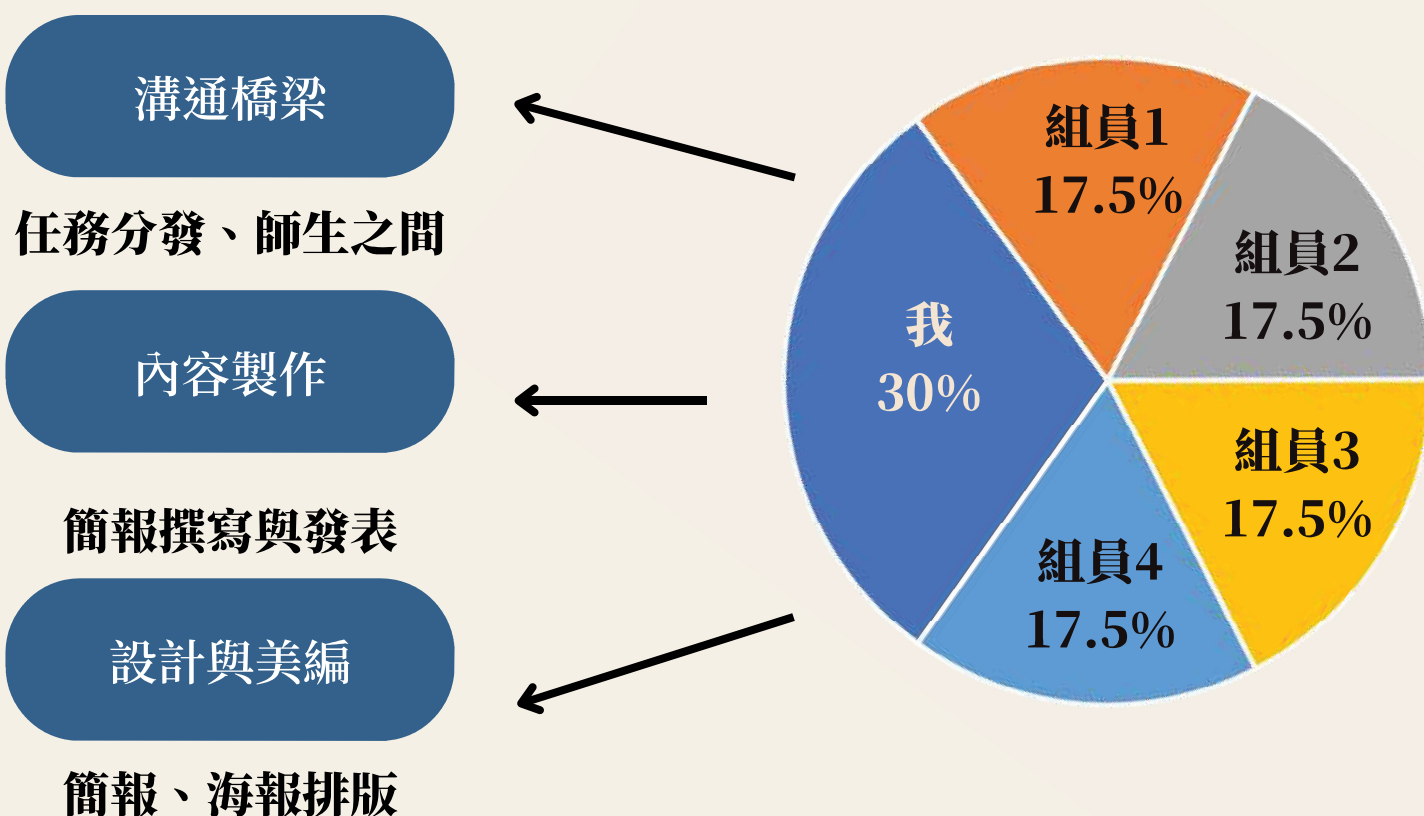
(二) 瓶頸與挑戰

1. 片段內容無法成功銜接出完整內容
2. 沒有相關經驗，無法凸顯特點
3. 一週時間準備，練習與討論時間不足
4. 全英文發表，導致流暢度不佳

(三) 收穫與成長

1. 語言表達技巧，**突破自我、勇於表達**
2. 同儕溝通與團隊合作，**增加職場軟實力**
3. 簡報美宣及統整能力，**可實際運用於職場中**
4. 進度安排能力，**在有限的時間內如期完成內容**

(四) 職掌及分工比例



(五) 成長比率 (主觀評估)

1. 英文能力

65%

2. 團隊合作

80%

3. 表達能力

90%

4. 簡報製作能力

60%

(參) 課程紀錄

-Week 1-藏在國家名稱中的片語

各組由老師分配一個片語，我們需要上網搜尋該片語的意思並用飛機標示片語中的國家在哪裡，最後用這個片語造出一個句子或是對話以及輪流分享。

Pair 9 0

國二1-6彭新斐

國二3-13王俐媛



9. road to Damascus
人生中重要經歷

國家：大馬士革
(敘利亞首都)

Joining this class is road to Damascus.

-Week 1-Introduce a country.

Have you ever visited any foreign countries? If yes, share your favorite one. If no, which country would you like to visit?



I would like to visit Denmark because the toast is famous.

<https://voca.ro/1iaUSpSBPSg8>



國二1 彭新斐

-Week 2-展開一場怦然心動的旅行



-Week 3~8-Theme Tour (1) Landmarks

各組選擇一個國家後，尋找上方問題的答案，再將其畫出並寫出該地標的五個特色，最後由其他組別猜出我們畫的地標是什麼。
(框線內為本次負責撰寫的內容)

Team 1 Members: 張祐寧、宋宜榮、張冠維、賴品宏、彭柏安

Theme Tour (1): Landmarks

Teamwork Time

I. Organize Information about the Statue of Liberty

1. Task One: Basic Information about the Statue of Liberty

Where is the Statue of Liberty? (S1) New York City

When was the Statue of Liberty completed? (S2) October 28, 1886

Who designed the Statue of Liberty? (S3) Freddie Auguste Bartholdi

Why was the Statue of Liberty completed? (S4) To celebrate its one hundred years of independence from Great Britain

Color on the map.

2. Task Two: Features and other facts about the Statue of Liberty

What does each part symbolize?

S1: It gives torch, which symbolizes that daily liberty takes the way to freedom.

S2: represents the rays of the sun; justice and science; her beauty light on the world

S3: Bartholdi was also inspired by Libertas, the Roman goddess of freedom.

S4: The tablet symbolizes a new and free America.

E.g. broken chains → the end of slavery → freedom from unfair treatment

For S5, please find one interesting fact not listed in the reading and share with your classmates. You can go inside the Statue of Liberty to the crown.

Practice: Introduce ONE Landmark in the World

Choose a landmark outside Taiwan. Follow the example of the Statue of Liberty and explore the information about the specific landmark. Finish the worksheet and then, report to your classmates. ***Don't tell us what landmark this is.***

1. Task One: Basic Information

Where is the landmark? (S1) Dubai UAE

When was the landmark built or completed? (S2) 1999

Who designed/built the landmark? (S3) Design by Armani

Why was the landmark built? (S4) His dream is to build a masterpiece in Dubai.

Show us where the landmark is by using an arrow symbol.

2. Task Two: Features and other facts about the landmark.

How does the landmark look? (draw) (S5)

What interesting things should people know about the landmark? Please introduce 5 features/facts.

1. (S1) It has priority access helicopter

2. (S2) Summer or beer the oil will run out, so use this building to solve the economic problem about.

3. (S3) Professional golfer Tiger Woods painted golf balls from the hotel helped to the Pasha built as a promise for the hotel.

4. (S4) It's the only 7 star hotel in world.

5. (S5) its presidential suite cost 20,000 USD /night

3. Introduce the landmark to the class and let the class guess what it is.

-Week 9-Theme Tour (2): Nature/Geographical Wonders

各組選擇一個國家後，尋找該國的自然環境或地理景觀，再根據老師所列的題目查詢出答案並進行報告。

我們這組選擇的國家是澳洲，而自然環境則是選大堡礁，下方兩頁是我負責撰寫並報告的部分，然而因為當天時間不足，我們這組沒有順利報告，但也因此爭取到更多的準備時間。

Great Barrier Reef

4. Admission Fees

The fee is about NT\$100 and you can go there all the time.

負責同學:6 彭新斐

Great Barrier Reef

6. Tips to visitors

1. Remember to bring more clothes.

2. If you want to watch the moon, you can go there on the 15th day of the lunar calendar.

3. You can buy some pearls and diamonds in the market on weekend.

負責同學:6 彭新斐

-Week 10-跟著彭彭去旅行

這是第二次的講座，是一位帶過非常且橫跨非常多國的資深領隊，演講中講述了介紹一個景點時如何吸引他人目光使人有興趣，以及當領隊時要具備的五大特質：個人特質、心理建設強、獨立性高、危機應變能力、外語能力。



-Week 11-How to make a good presentation

因為在這門課有許多報告，所以老師為了提升我們的報告能力，特別製作簡報來提醒我們在報告時應該要做到的事及應避免的事項。

Good Things

打勾為目前具備的特質

打圈為希望在這堂課中學習到的技能

- 1. **Not too much material** for the time available
- 2. **Clear speech** (loud enough, not rushed, clear enunciation)
- 3. **Voice interest** (not monotone, showing your interest and enthusiasm)
- 4. **Eye contact** (looking mostly at audience)
- 5. Supporting **gestures** (appropriate for what you are saying)
- 6. Slides that give the most important points of your talk, in phrases (not complete sentences) and any crucial **diagrams** or **figures**

Bad Things

驚嘆號為目前面臨的問題，希望在這堂課後能夠克服

- 1. Talking too **fast**
- ! 2. Appearing **nervous**
- 3. Talking **too long**
- ! 4. **Looking** only **at** the projection **screen** or **laptop**

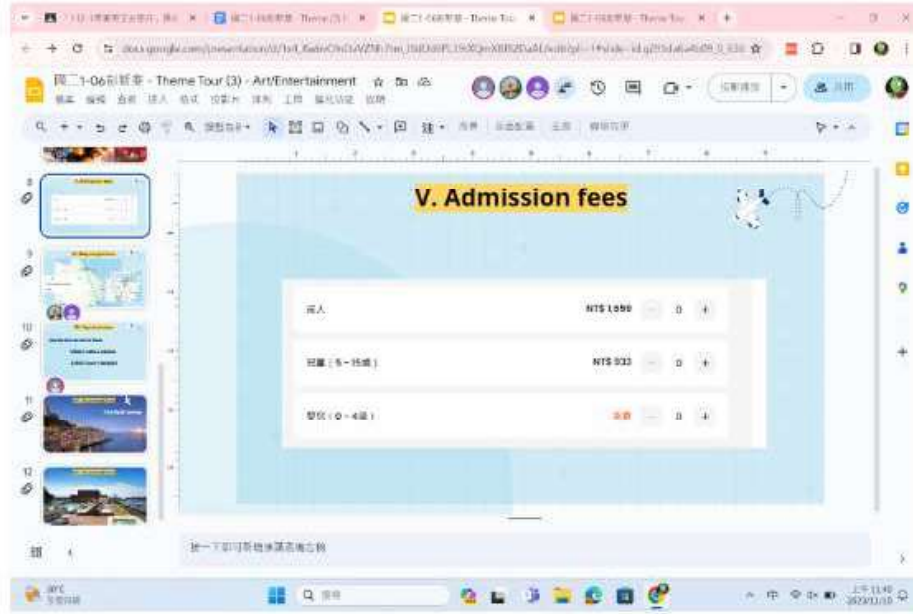
-Week 12-Theme Tour (3) - Art/Entertainment

這部分是接續Theme Tour(2)，介紹澳洲的藝術或是娛樂，同樣是根據老師所列的題目進行回答，我們這組選擇的是雪梨歌劇院。第一張是封面，二、三張為我這次負責的部分：門票費用及住宿。



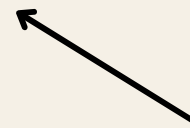
經過上次的報告，老師發現大家的問題是：沒有**提前擬好稿**，導致上台時**想不出要講什麼**，且由於是全英文報告，難免會有英文文法上的錯誤，所以這次老師要求我們在報告前，**寫好講稿並與老師共同討論及修改**。

The photo of my slide:

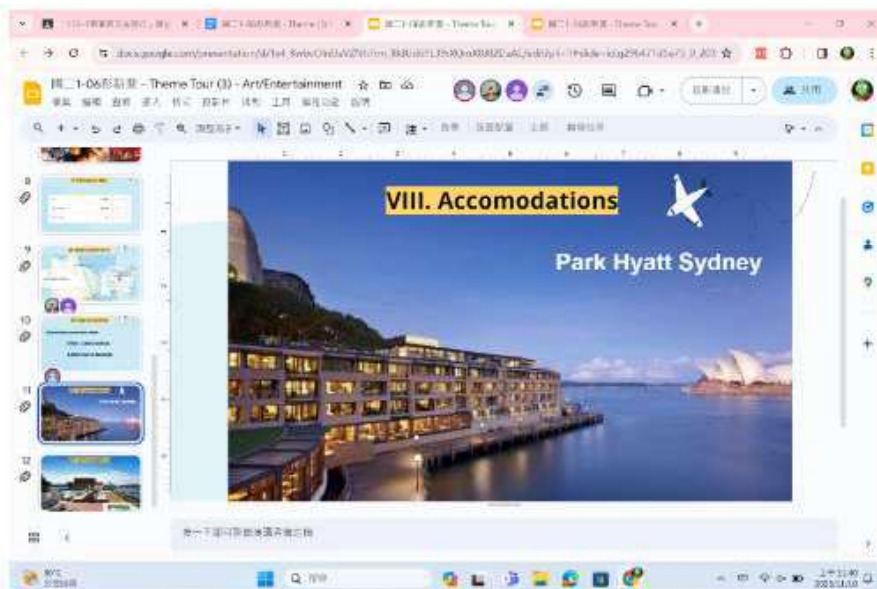


My script:

The fee for an adult is about NT\$1700, and if you are 5 to 15 years old, the fee is about NT\$1000, and if you are under 4 years old, it's free.
The fee includes breakfast and drinks.



經過老師修改的講稿



The accommodation is called Park Hyatt Sydney. This is a five star hotel. There is a good view at night.

The hotel ~~it~~ provides many options for guests to choose from. ~~For if there are~~ two adults, the accommodation costs about NT\$30000. ~~It~~ seems very expensive, but it provides ~~serves~~ a lot of facilities, like swimming pools, private balconies ~~balcony~~, and bars ~~bar and~~. ~~Although it's very expensive~~, many people still give good feedbacks.




-Week 14-Theme Tour (4): Foods/Restaurants

接續Theme Tour(2)(3)，這次的主題旅遊食物或是餐廳，同樣是按照老師所列題目進行回答並介紹，我們這組選擇的是澳洲的國民美食：**肉派**。

左上角是封面，其餘為這次負責的部分。這次選擇利用**圖片為主、文字為輔**的方式進行報告，僅在簡報上放上提示自己的幾個文字，希望能讓大家**將注意力放在我的身上**而不是簡報本身。



2.3 Features



Meat pie
Wine
Vegetable

6彭新斐

2.4 Menus



WELCOME TO TIVOLI ROAD BAKERY

FROM THE KITCHEN
GRANOLA, PANINI & PASTRY
TOAST & SANDWICHES
FRUIT TOASTS
HAM, CHEESE & TOMATO SANDWICH
DR. MARTIN'S CHOCOLATE, PEANUT BUTTER & BUTTER
AVOCADO ON RICE SANDWICHES TOAST
BROWN BUTTER
PUMPKIN CURED SALMON ON RYE
GRUYERE SANDWICHES

FROM 11AM UNTIL SOLD OUT
SANDWICHES
SALAD
MORNING ROLLS
PIZZA
SMALL BATCH ROASTING CO.
BLACK
WHITE

STORM IN A TEACUP
SALAD SANDWICHES
SALAD SANDWICHES
LUNCHBOXES
NEWSPAPER MIST
SANDWICHES

TIVOLI ROAD BAKERY
DRINKS
COFFEE
TEA
FRANKLIN SODA

JUICES
ORANGE, APPLE, GRAPE, LEMON
SPICED, MANGO, PINEAPPLE, TONIC

BYO TAKE AWAY CUP FOR TWENTY CENT DISCOUNT

6彭新斐

2.5 Must-eat dishes

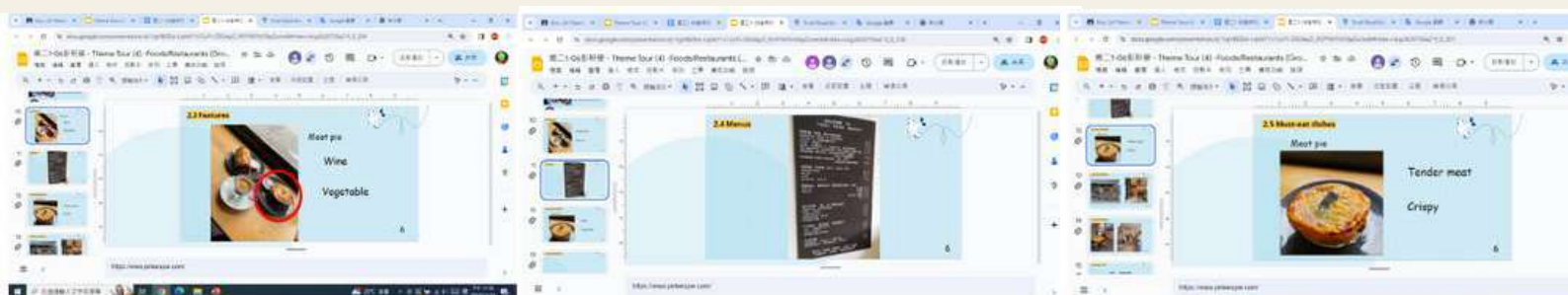
Meat pie



Tender meat
Crispy

6彭新斐

經過上次的報告，老師覺得上次的方式大幅提升大家報告的**流暢度與自信**，並且詢問大家的意見，經投票表決後，這次同樣採用寫完講稿並與老師共同討論及修改的方式。



The feature in this restaurant is the meat pie.
It has a special flavor and outward appearance.
Although it's called meat pie, there are a lot of vegetables in it, and some people said it may contain wine/alcohol after they smell it.

This is its menu.
The menu has opening hours, meals and prices on it.
It offers toasts, pies, croissants, croissant, sandwiches, and some drinks.

I think the must-eat dish is the meat pie.
The meat is tender, and the outer layer of the pie is crispy.

經過老師修改的講稿

-Week 15-異國美食體驗

為了認識異國特色美食及感受實體餐廳之用餐環境以作為主題旅遊行程之規劃故老師安排了這次的體驗活動。



前往用餐的店家



在Google Map上
留下英文評論

-Week 16-航空二三事

這次是第三次的講座，也是最後一次，是一位擔任地勤的同校學長，特地回來母校演講。這次演講是三次中收穫最多得一次，因為擔任地勤需要**面對許多突發事件**，**臨危不亂**的處理事情，從中學學習到處理事情的步驟。



-Week 17~19-Travel Package Poster

這次是要將先前做的Theme Tour(1)~(4)結合起來，並做出一張海報，下方為本組所作之海報，這次同樣延續之前先寫講稿的方式。



Explore Dubai & Australia

HCCVS TRAVEL

MEAT PIE

SYDNEY OPERA HOUSE

GREAT BARRIER REEF

BURJ AL ARAB

FEATURES

- A VISIT TO THE YOUNGEST WORLD HERITAGE
- A VISIT TO THE TWO SAILBOAT-SHAPED BUILDINGS
- A GREAT ENCOUNTER WITH THE NATURE
- AN EXPLORATION OF THE HEART-SHAPED CORAL REEF ISLAND
- A STAY AT THE UNDERWATER HOTEL
- A TASTE OF THE MOST AUSTRALIAN SPECIALTIES
- SPECIAL CAR TRANSFERS THROUGH THE JOURNEY

QR CODES



彭新斐 邱施嘉 徐以庭 張庭嘉
葉廉津 高珮瑜, HCCVS TRAVEL

HCCVSTRAVEL@gmail.com

www.hccvs.hc.edu.tw/traveltheworldwithEnglish/112-1-IT2-1

-Week 20-成果發表

這次是代表整個選修課進行成果發表，雖然準備時間僅一週，但獲得了在有限時間內完成所有事項的能力。下方為修改後的講稿及成果發表時的照片，相較於之前，這次的講稿為了成果發表的豐富度增加許多艱難字詞。

2.5 min.

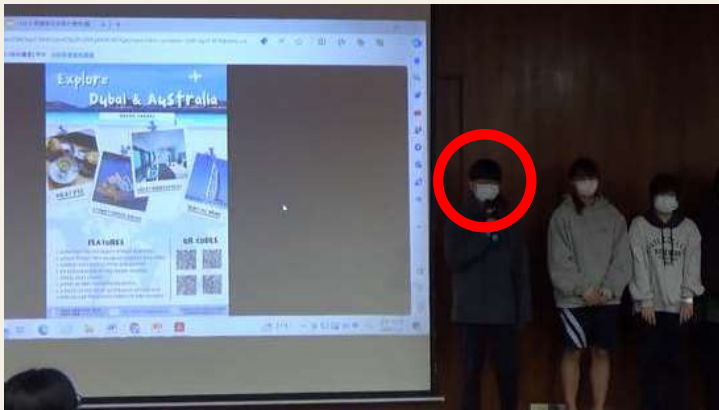
First, we are going to take you to a magnificent hotel called Burj Al Arab in Dubai.

—> (information) It will cost \$60000 NTD on average per night. Although it's very expensive, many people give good feedback after they stay in this accommodation.

—> (features) The hotel is special because It's the only seven-star hotel in the world. The appearance of the hotel is sailboat-shaped. And it provides a lot of facilities, such as private beach, spa, and personalized services.

—> (How to get there) If you want to visit it, there are many ways. It will take about 17 hours and 9000-25000 NTD to go there. If you are in Hsinchu now, you have to get to the airport by train and HSR. Then, take a flight to Dubai. After arriving at Dubai, you can take a bus to this hotel.

修改後的講稿



成果發表影片
(附有超連結)

-Week 21-Theme Tour (5): Sustainable Tourism

最後一次選修課是關於環境永續的議題進行探討，我們這組選擇的是SDGs 13（氣候行動）及SDGs 14（保育海洋生態），右邊為這次我負責的部分，是關於組員提出之環境問題，想出可實行的解決方法。



Possible negative impacts on our tour

(25 張庭嘉)

負面影響1
coral bleaching




Solutions



- 1.Reduce waste emissions
- 2.Reduce carbon dioxide emissions

(彭新斐)




Possible negative impacts on our tour

(18 侯以庭)

負面影響2

From the previous attraction to the Sydney Opera House, we need to take a plane, which will cause environmental pollution.



Solutions



1. Use sharing-bike with smartphone.
2. Don't use disposable items in journey.

(彭新斐)



Possible negative impacts on our tour

16 邱施嘉

負面影響3

Australia's meat pie industry may be emitting too much carbon dioxide by raising too many animals



Solutions



1. Reduce food waste
- 2.Reduce the use of tableware once

(彭新斐)



(肆) 成長紀錄

(一) 規劃不完全，導致內容難以銜接

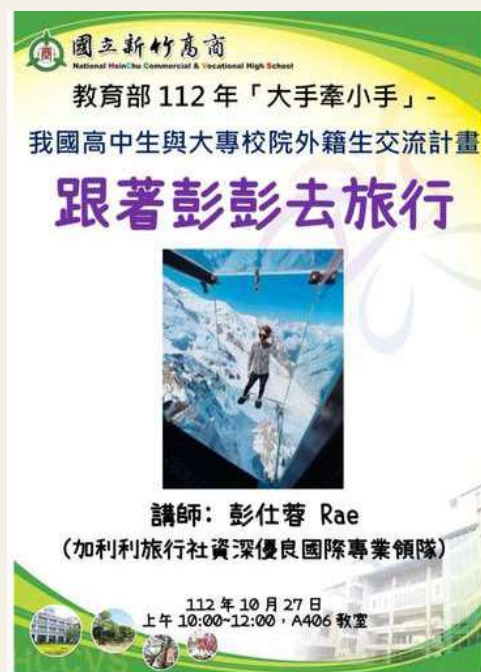
最初規劃時，並沒有顧慮太多，導致最終統整成一份完整的海報時，我們發現因為國家的不同所以不像一個旅行社所設計的樣子，因此又花費時間製作每個部份之間的橋樑。我覺得發生這個問題的原因是，製作時沒有以大方向來看，每次製作時僅根據不同主題進行製作，我終於理解凡事只要是分成小部分進行製作時，就要**考慮到整件事情是否通順及合理**。

(二) 首次設計旅遊行程，經驗不足

這門課程主要以設計旅遊行程為主題，最重要的就是要**抓住他人眼球**，但整組都沒有相關經驗，所以在設計時幾乎都是按照自己的想法，在經過老師安排旅行社的講座後，了解許多設計時需要注意的要點與如何設計才會吸睛。



講座海報



(三) 時間不充裕，需要即時調整內容及方法

確定要代表課程上台發表距離真正發表的日期只有大約一週可以準備，在這一週的時間內需要把簡報做好並且把稿子寫好、背好、念好，我選擇透過PDCA循環圖來制定計畫讓自己可以在有限時間內完成事情，並且我們選擇額外利用中午午休時間練習，然而稿子的內容為了增添豐富性而新增了許多深難的字詞，導致我們準備起來毫無效率，因此我們找了任課教師協助我們，在老師的幫助下，我們順利在上台前準備好並成功完成此次的發表。經過這一次我學習到，在做任何事前，應該要為每件事想出可以使用的配套措施，避免無法如期完成。

計畫
找出問題原因
制定「改善計畫」



執行 依據計畫
馬上採取行動

行動
針對落差原因
修正與調整

查核 檢討計畫與成果
邊執行、邊改善

	12/30	12/31	1/1	1/2	1/3	1/4	1/5 成發日
P	寫講稿	寫講稿	背講稿	背講稿	中午練習	中午練習 (搭配簡報)	
D	執行						
C			講稿錯 字多		講稿背不 夠熟	跑位有問題 配合不好 講話時流暢 度不足	
A			修改講 稿		增加背誦 熟練度		

←
當時製作的PDCA
(因時間不足
僅簡單記錄)

(伍) 心得與反思

很感謝當初在選修課上努力的自己，不論是軟實力或是硬實力皆有實質的提升。十分喜歡報告帶給我的成就感，除了**英文能力**，也學習到**口語表達、簡報製作能力**。



課程中分組報告

在選修課中學習到最多的是**英文表達力**，在簡報上，透過擷取重點，清楚明瞭的呈現要表達的內容。在口頭報告的部分，因為我是一個很內向的人，所以在面對眾多人時，緊張感都會油然而生，導致成果都不如預期，為了克服這個困難，我參考了一位學長的方法進行了**五個步驟**：

1. 梳理講稿內容
2. 將講稿背起來
3. 把講稿丟掉
4. 看著簡報模擬報告並重複練習
5. 相信自己可以的

然而只做到這五點當然是不足的，真正的關鍵核心是要不斷地反覆練習，試著講給不同的人聽，接收他們的意見並改善。**唯獨不斷練習並調整，才能越來越好。**

下方為第11週所製作的內容，如今選修課已結束，回過頭來檢視自己，發現自己從看平板或螢幕轉變成能夠自然的與觀眾進行眼神交流，同時也解決了表現緊張的問題。然而，自然的利用手勢輔助以及讓聲音變得有趣仍有一段距離要進步，期許日後能夠多觀摩他人的報告方式且多參加比賽以提升自己經驗，讓自己更加熟練且不再膽怯。

Good Things



打勾為具備的特質

打圈為可再更進步的技能

	Week 11	→	NOW
1. Not too much material	✓		✓
2. Clear speech	✓		✓
3. Voice interest	○		○
4. Eye contact	○		✓ 
5. Supporting gestures	○		○
6. Diagrams or figures	✓		✓

Bad Things

驚嘆號為需要改進的內容

	Week 11	→	NOW
1. Talking too fast	—		—
2. Appearing nervous	! —		— 
3. Talking too long	—		—
4. Looking at screen or laptop	! —		— 

(陸) 附錄

